




---

# Writing Major and Minor Triads

---

## ANSWER KEY

To write a triad in root position, write a stack of three notes in thirds. So for example, C E G (C being the root... C to E is a 3rd and E to G is a 3rd.) Once you have the three notes in place, it's time to figure out how we need to tweak the 3rd and 5th of the chord to make it major or minor. Think about the major key of your root note. Adjust the 5th of the triad to reflect the 5th scale degree of the root note's major scale. Then, **if you're writing a major triad**, adjust the 3rd of the triad to match the 3rd scale degree of the root note's major scale. **If you're writing a minor triad**, adjust the 3rd of the triad to match the 3rd scale degree of the root note's **minor** scale. Done!

|                                                                                      |                 |                 |                 |                 |                 |
|--------------------------------------------------------------------------------------|-----------------|-----------------|-----------------|-----------------|-----------------|
| C major                                                                              | D major         | G major         | F major         | E major         | B $\flat$ major |
|    |                 |                 |                 |                 |                 |
| A minor                                                                              | G minor         | D minor         | C minor         | E minor         | F# minor        |
|   |                 |                 |                 |                 |                 |
| B major                                                                              | E $\flat$ minor | E $\flat$ major | C $\flat$ major | A $\flat$ major | A $\flat$ minor |
|  |                 |                 |                 |                 |                 |